



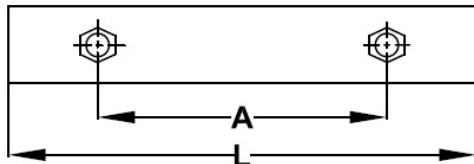
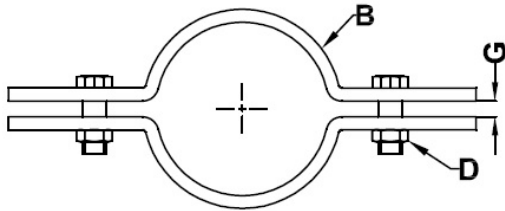
SWATHI ENGINEERS

swathiengineers.nsk@gmail.com

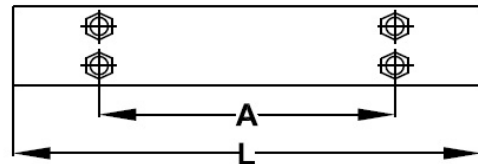
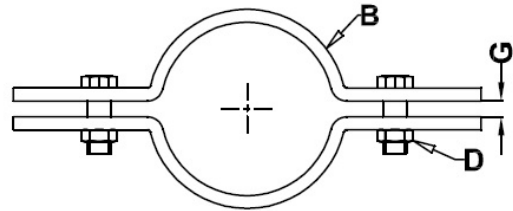
www.swathiengineers.com

Riser Clamp

Material: Carbon Steel **Finish:** Painted
Max Temp: 650° F or 343° C



SIZE- 1/2" to 8"



SIZE- 10" to 24"

DIMENSIONAL CHART

Pipe Size inches	Pipe Size mm	Max Load Kg	L mm	A mm	B mm	D mm	G MM
0.5	15	110	250	60	30x5	M10x60	8
0.75	20	110	250	64	30x5	M10x60	8
1	25	110	250	76	30x5	M10x60	8
1.25	32	160	290	82	40x6	M10x60	8
1.5	40	160	290	92	40x6	M10x60	8
2	50	160	290	108	40x6	M10x60	9
2.5	65	160	290	122	40x6	M10x60	9
3	80	225	350	139	80x8	M10x60	9
4	100	350	350	180	80x8	M10x60	13
5	125	400	370	202	120x10	M10x60	13
6	150	400	370	234	120x10	M10x60	13
8	200	400	370	289	120x10	M10x60	16
10	250	950	540	351	150x15	M24X100	16
12	300	950	690	401	150x15	M24X100	16
14	350	1500	715	435	185x20	M24X100	16
16	400	1500	780	503	185x20	M24X100	18
18	450	1500	845	551	185x20	M24X100	18
20	500	3500	920	598	250x25	M30X120	18
24	600	3500	1015	765	250x25	M30X120	18

Specifications subject to change without notice. Contact us for updated specifications.

◇swathiengineers.nsk@gmail.com ◇ www.swathiengineers.com ◇91-721 828 4687